



FEATURES

THIS TIMELESS DESIGN PROVIDES A FOCAL POINT FOR TRADITIONAL OR CONTEMPORARY INTERIORS. WITH SIMPLE STRAIGHT LINES, THE FITTING IS ENHANCED BY MUSHROOM PLEAT SHADES. MATCHING WALL LIGHT AND OTHER SHADE FABRICS ARE AVAILABLE.

MATERIAL

STEEL

FINISH

GOLDEN BRONZE (GB)

RECOMMENDED LAMP

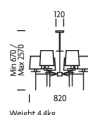
6 X E14 4W LED 2700K

CERTIFICATIONS

CE UK CA UL IP20

studio_c

DIMENSIONS



FULL TECHNICAL SPECIFICATION

MATERIAL	STEEL	DIMMABLE AS STANDARD?	YES
FINISH	GOLDEN BRONZE (GB)	DIMMING TYPE	PHASE
LAMPHOLDER TYPE	E14	INSULATION RATING	CLASS I
RECOMMENDED LAMP	6 X E14 4W LED 2700K	IP RATING	IP20
MAX WATTAGE (RETROFIT)	30W	MINIMUM DROP	670MM
CE	YES	MAXIMUM DROP	2570MM
UKCA	YES	CEILING PLATE DIMENSIONS	120MM DIAMETER
UL	YES	NET PRODUCT WEIGHT	4.4KG
SUSPENSION TYPE	CHAIN	OVERALL WIDTH WITH SHADE AS SHOWN	820MM

FOR MORE INFORMATION ABOUT THIS PRODUCT:

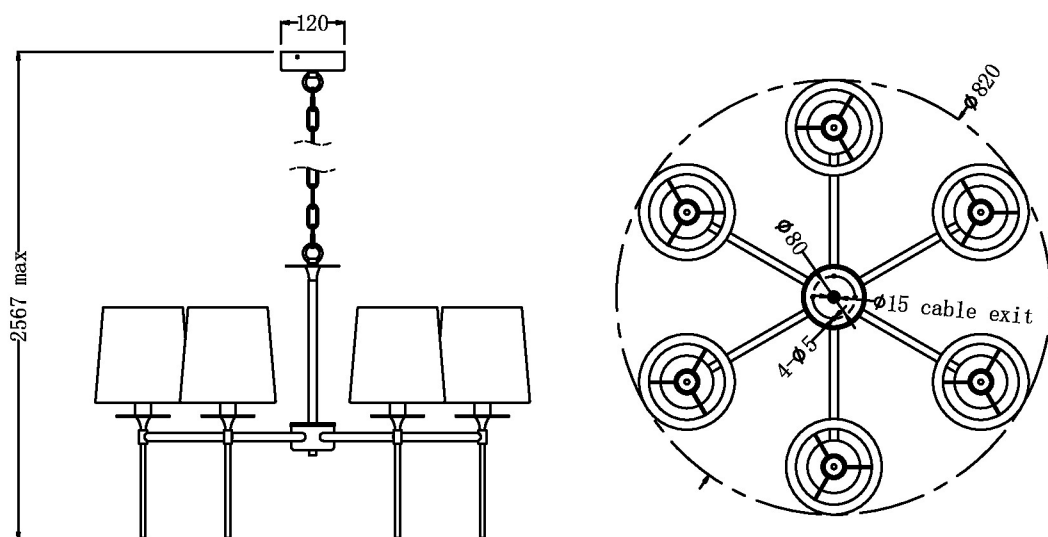
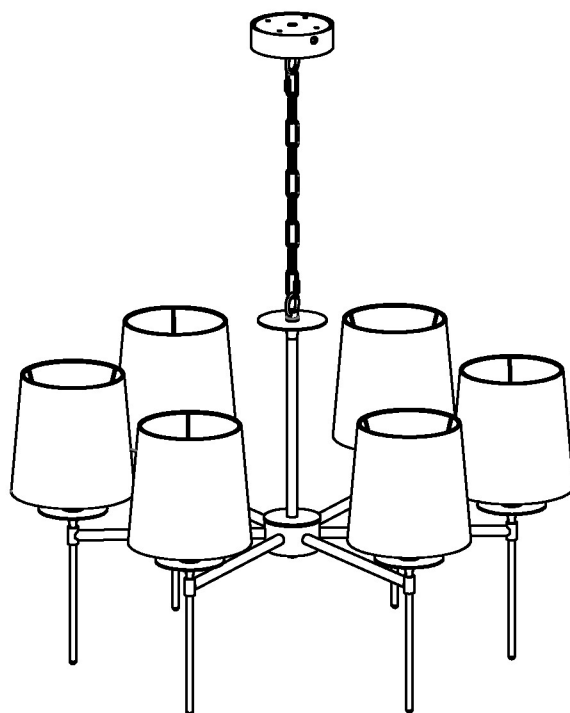
Email: sales@chelsom.co.uk | Call: +44 (0)1253 831400

Chelsom Limited, Heritage House, Clifton Road, Blackpool, Lancashire FY4 4QA, United Kingdom

wordpress-700079-2614039.cloudwaysapps.com

— CHELSOM —

EST. 1947



— CHELSOM —

EST. 1947

FOLLOW THE NUMBERED ASSEMBLY SEQUENCE

